

KNEE SYSTEM solutions

# ADVANCE<sup>®</sup>

EXTERNAL ROTATION CLAMP




  
**WRIGHT  
MEDICAL  
TECHNOLOGY**  
A Wright Medical Group Company

Accurate External Rotation Without Guesswork.

## SPECIAL FEATURES

\* Designed in Conjunction with J. David Blaha, M.D.

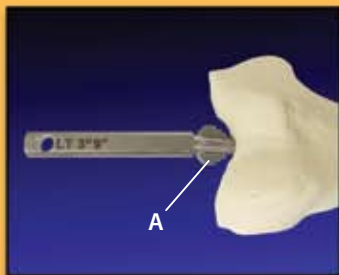


- A** Flats in Central Housing Position Valgus IM Rod
- B** Anterior Stylus Locates Lowest Point of Anterior Sulcus
- C** Posterior Stylus Locates Apex of Intercondylar Notch
- D** Anterior & Posterior Styli Discern the Deepest Part of the Trochlear Groove (A/P Axis)

## SURGICAL TECHNIQUE



Drill pilot hole at junction where trochlear groove meets intercondylar notch



Insert valgus IM rod without seating rotational stability fins (A)



Slide clamp over rod



Place the anterior stylus in the anterior sulcus



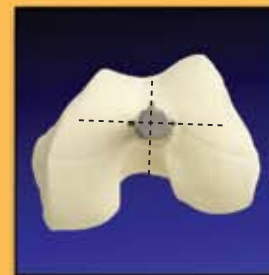
Place the posterior stylus on the intercondylar ridge



When clamped, rod will be rotated in line with A/P axis



Impact rotational stability fins and remove sulcus clamp



With rotation set, the valgus rod may now accept femoral resection guides