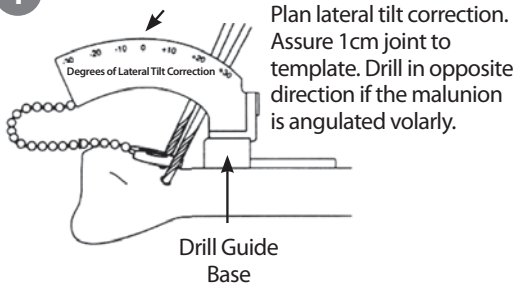


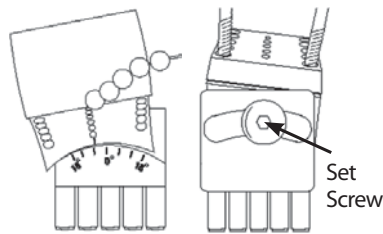
RAYHACK® Radial Malunion Distraction Surgical Summary

As described by John M. Rayhack, MD | Tampa, FL

- 1** Place multi-angled drill guide on the drill guide base.



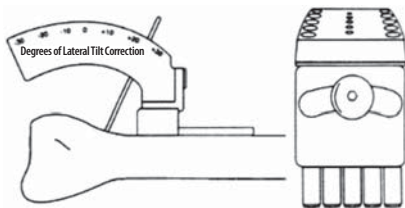
- 2** Correct pronation or supination.



- 3** Correct translation of multi-angled drill guide.

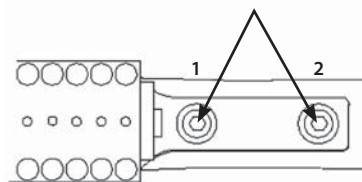


- 4** Drill .062 K-wire at desired lateral tilt correction.

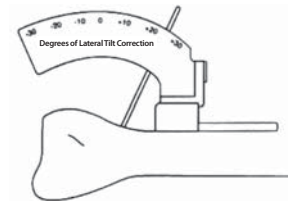


Note: Wright does not provide K-wires for this system.

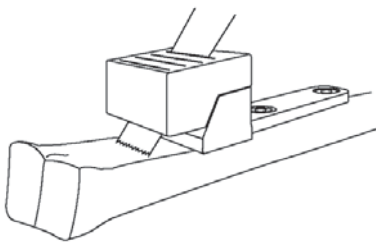
- 5** Drill, measure, tap and insert 3.5mm cortical screws.



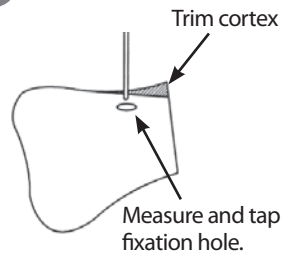
- 6** Remove K-wire. Drill ulnar fixation hole only.



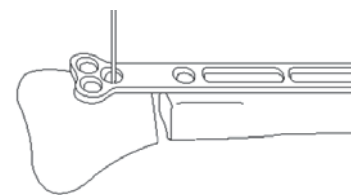
- 7** Perform osteotomy parallel to articular surface or transversely in the distal slot.



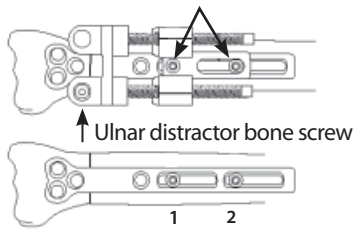
- 8** Reinsert K-wire



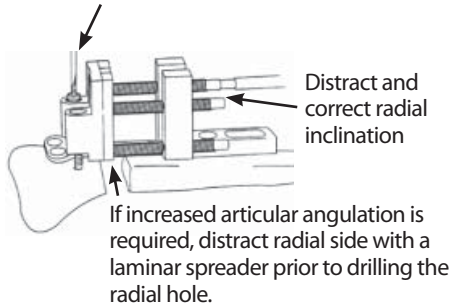
- 9** Remove saw guide. Place plate over K-wire.



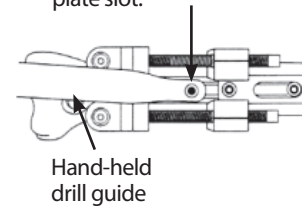
- 10** Insert ulnar screw. Apply distractor and long fixation screws through holes 1 and 2.



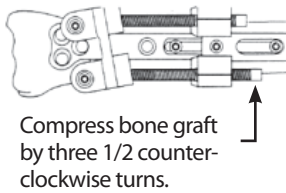
- 11** Apply drill sleeve. Drill and insert distractor screw on radial side.



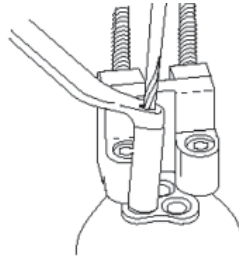
- 12** Once plate slides, drill and insert screw "A" in the middle plate slot.



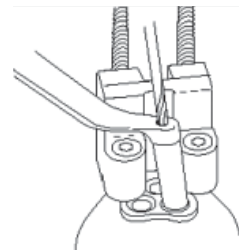
- 13** Correct radial length. Insert cortical cancellous bone graft.



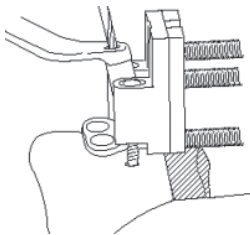
- 14** Drill radial screw through plate.



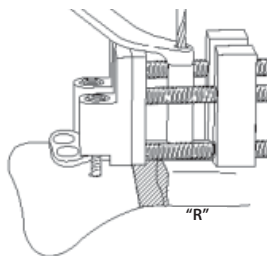
- 15** Drill ulnar screw through plate.



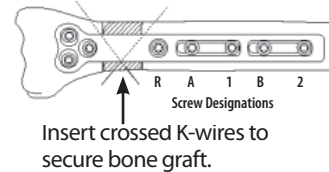
- 16** Drill proximal screw through plate.



- 17** Drill round hole "R".



- 18** Remove distractor. Replace screws #1 and #2. Insert optional screw "B" in the proximal slot.



Note: Wright does not provide K-wires for this system.

Prior to use of the system, the surgeon should refer to the product package insert and surgical technique for complete warnings, precautions, indications, contraindications and adverse effects.



Wright Medical Technology, Inc.

5677 Airline Road
Arlington, TN 38002
901.867.9971 phone
800.238.7188 toll-free
www.wmt.com

Wright Medical EMEA

Krijgsman 11
1186 DM Amstelveen
The Netherlands
011.31.20.545.0100
www.wmt-emea.com

**Trademarks and *Registered marks of Wright Medical Technology, Inc.
©2008 Wright Medical Technology, Inc. All Rights Reserved.

SO665-1108